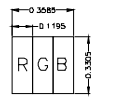
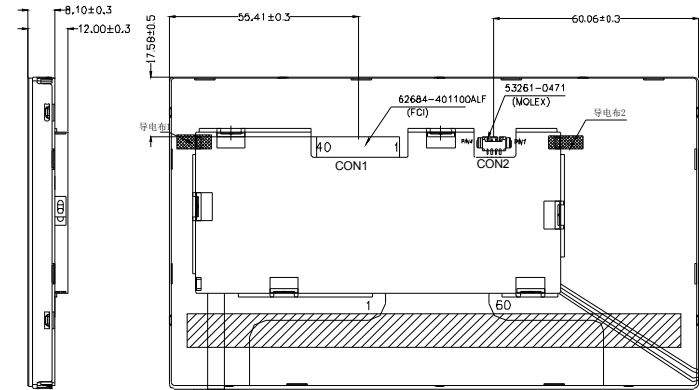
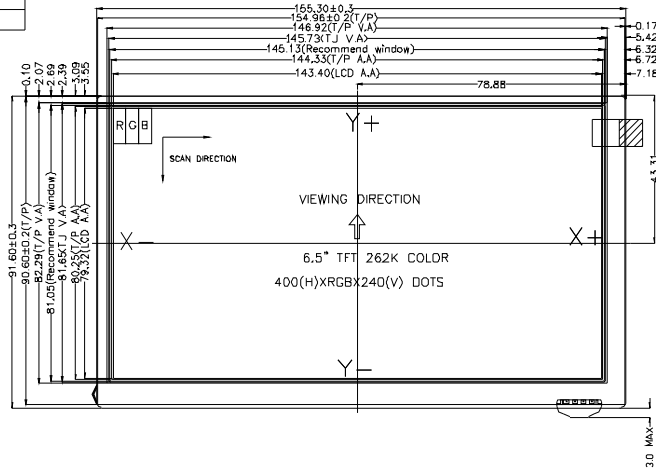




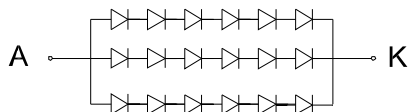
CN1  
40PIN FPC PIN ASSIGNMENT CN2 BACKLIGHT

1	BL_VDD
2	VCC
3	VCC
4	PENIRQ
5	BUSY
6	SDO
7	SCLK
8	SDI
9	CS_TP
10	MODE
11	VSYNC
12	Data_EN
13	HSYNC
14	GND
15	B5
16	B4
17	B3
18	GND
19	B2
20	B1
21	B0
22	GND
23	G5
24	G4
25	G3
26	GND
27	G2
28	G1
29	G0
30	GND
31	R5
32	R4
33	R3
34	GND
35	R2
36	R1
37	R0
38	GND
39	PCLOCK
40	GND

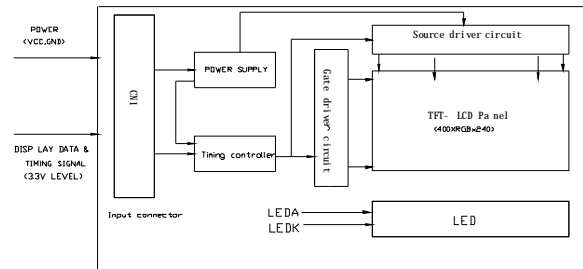
1	GND
2	PWM
3	EN
4	NC



DOTS DETAILS



B/L CURCUIT DIAGRAM



NOTES:

1. OPERATING TEMP: -10° C-60° C
2. STORAGE TEMP : -20° C-70° C
3. ROHS COMPLIANCE
4. 客户面壳压贴TP位应保证与TP V. A. 有向外0.4MM的距离
5. Backlight: WHITE LED

CUSTOMER APVL	CUSTOMER	DATE	
DRAWN	SCALE	TITLE	
DFTG CHK	UNIT	MI0650FT-1	
ENGR CHK	mm	MODEL	
APPROVAL			
MULTI-INNO TECHNOLOGY CO.,LTD.			DWG NO
			PAGE 1/1